



# CITY OF TEMECULA FIRE DEPARTMENT



Operations | Prevention | Training | Emergency Management

## MONTHLY REPORT | NOVEMBER 2023



5 Stations



7 Engines



1 USAR | 2 Truck | 1 Squad



Population - 112,194

2

ISO Rating

### NOVEMBER CALL BREAKDOWN

TYPE:

#

COMMERCIAL FIRE  
MULTI-FAMILY FIRE  
RESIDENTIAL FIRE  
WILDLAND FIRE  
VEHICLE FIRE  
OTHER FIRE

1  
0  
1  
1  
0  
11

TYPE:

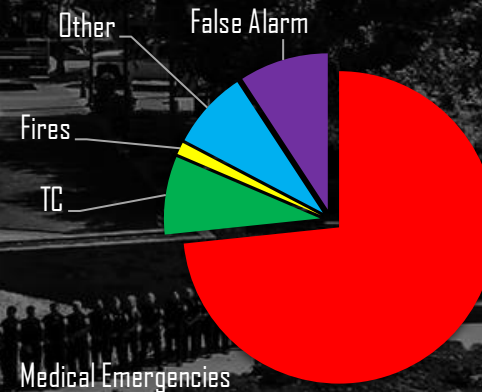
#

TRAFFIC COLLISION  
MEDICAL EMERGENCY  
OTHER MISCELLANEOUS  
PUBLIC ASSIST  
STANDBY

82  
613  
9  
37  
8

TOTAL: 749

### NOVEMBER 2023



Year to Date Calls

9,356

RESCUE  
RINGING ALARM  
FALSE ALARM  
HAZMAT

0  
7  
93  
2

TOTAL: 116

865



# CITY OF TEMECULA FIRE DEPARTMENT



Operations | Prevention | Training | Emergency Management

## MONTHLY REPORT | DECEMBER 2023

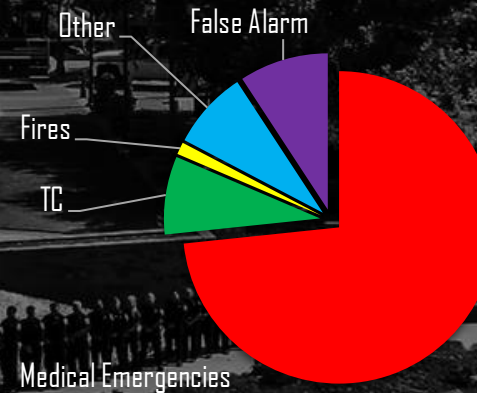


### DECEMBER CALL BREAKDOWN

TYPE:	#
COMMERCIAL FIRE	2
MULTI-FAMILY FIRE	0
RESIDENTIAL FIRE	2
WILDLAND FIRE	2
VEHICLE FIRE	2
OTHER FIRE	7
RESCUE	0
RINGING ALARM	3
FALSE ALARM	73
HAZMAT	1
<b>TOTAL:</b>	<b>92</b>

TYPE:	#
TRAFFIC COLLISION	101
MEDICAL EMERGENCY	667
OTHER MISCELLANEOUS	8
PUBLIC ASSIST	40
STANDBY	14
<b>TOTAL:</b>	<b>830</b>

### DECEMBER 2023



2023 Calls  
**10,285**

Year to Date Calls  
**10,221**

**922**



# CITY OF TEMECULA FIRE DEPARTMENT



Operations | **Prevention** | Training | Emergency Management

MONTHLY REPORT NOVEMBER 2023

**NOVEMBER** INSPECTION BREAKDOWN

**PLAN  
CHECKS/REVIEWS**

**446**

YTD: 6,316



**SPECIAL EVENT  
PERMITS**

**4**

YTD: 23



**ANNUAL & STATE  
MANDATED  
INSPECTIONS**

**569**

YTD: 6,310

**CONSTRUCTION  
INSPECTIONS**

**467**

YTD: 5,602



**PUBLIC  
INQUIRIES**

**21**

YTD: 333





# CITY OF TEMECULA FIRE DEPARTMENT



Operations | **Prevention** | Training | Emergency Management

MONTHLY REPORT DECEMBER 2023

**DECEMBER** INSPECTION BREAKDOWN

**PLAN  
CHECKS/REVIEWS**

**420**

YTD: 6,736



**SPECIAL EVENT  
PERMITS**

YTD: 24



**ANNUAL & STATE  
MANDATED  
INSPECTIONS**

**166**

YTD: 6,476

**CONSTRUCTION  
INSPECTIONS**

**549**


YTD: 6,151



**PUBLIC  
INQUIRIES**

**34**

YTD: 367





# CITY OF TEMECULA FIRE DEPARTMENT



Operations | Prevention | Training | **Emergency Management**

MONTHLY REPORT | **NOVEMBER 2023**

## PROGRAM HIGHLIGHTS:

- Hosted a Debris Management 101 Training with DRC Emergency Services
- Conducted an EOC Functional Exercise (Blue Team)
- Hosted the PER-344 Social Media Tools & Techniques Course

## GRANTS & CLAIMS:

- EMPG 2023: Application submitted to RivCo EMD
- 2024 CALFire Wildfire Prevention Grant: Application in Development
  - Will be for the development of a City-Wide Mass Evacuation Plan and Traffic Study
- EMPG 2022: Equipment is pending arrival
- Winter Storms 2023 DR-4683: Package at CalOES for decision
- COVID Emergency Reimbursement Package: Pending funds disbursement
- Fairview Fire Management Assistance Grant (FMAG) Package: Under Review by FEMA

## PLANNED COMMUNITY EVENTS SUPPORTED: 0

## PREPAREDNESS TRAINING / EVENTS

Community Presentations: 0

Community Preparedness Backpacks: 0

YTD: 20

Total: 335

## EMERGENCY OPERATIONS CENTER

Activations: 0

Current Status: **Normal Operations**



# CITY OF TEMECULA FIRE DEPARTMENT



Operations | Prevention | Training | **Emergency Management**

MONTHLY REPORT | **DECEMBER 2023**

## PROGRAM HIGHLIGHTS:

- **Held 3<sup>rd</sup> Annual Citizen Corps Volunteer Awards Banquet**
  - **Recognized 20-year Anniversary of the TCC**

## GRANTS & CLAIMS:

- **EMPG 2022: Reimbursement Package Complete**
- **EMPG 2023: Application submitted to RivCo EMD**
- **SHSP 2023: Application submitted to RivCo EMD**
- **EMPG 2024: Application submitted to RivCo EMD**
- **SHSP 2024: Application submitted to RivCo EMD**
- **2024 CALFire Wildfire Prevention Grant: Application submitted to CALFire**
- **Winter Storms 2023 DR-4683: Package at CalOES for decision**
- **COVID Emergency Reimbursement Package: Pending funds disbursement**
- **Fairview Fire Management Assistance Grant (FMAG) Package: Under Review by FEMA**

PLANNED COMMUNITY EVENTS SUPPORTED: **2**

CITY RESPONSE (2023): **11**

PREPAREDNESS TRAINING / EVENTS

Community Presentations: **0**

Community Preparedness Backpacks: **0**

YTD: **20**

Total: **335**

EMERGENCY OPERATIONS CENTER

Activations: **0**

Current Status: **Normal Operations**