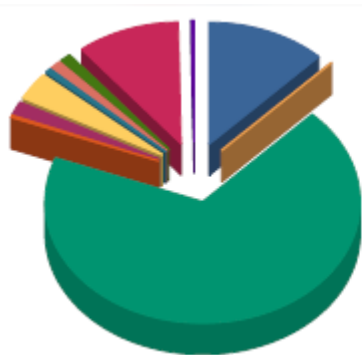


# City of Temecula Fire Department Report




Incidents Reported for the month of December 2019 and City of Temecula and Both (Code 2, Alpha, Omega Code 3, Charlie, Delta, Bravo, Echo)

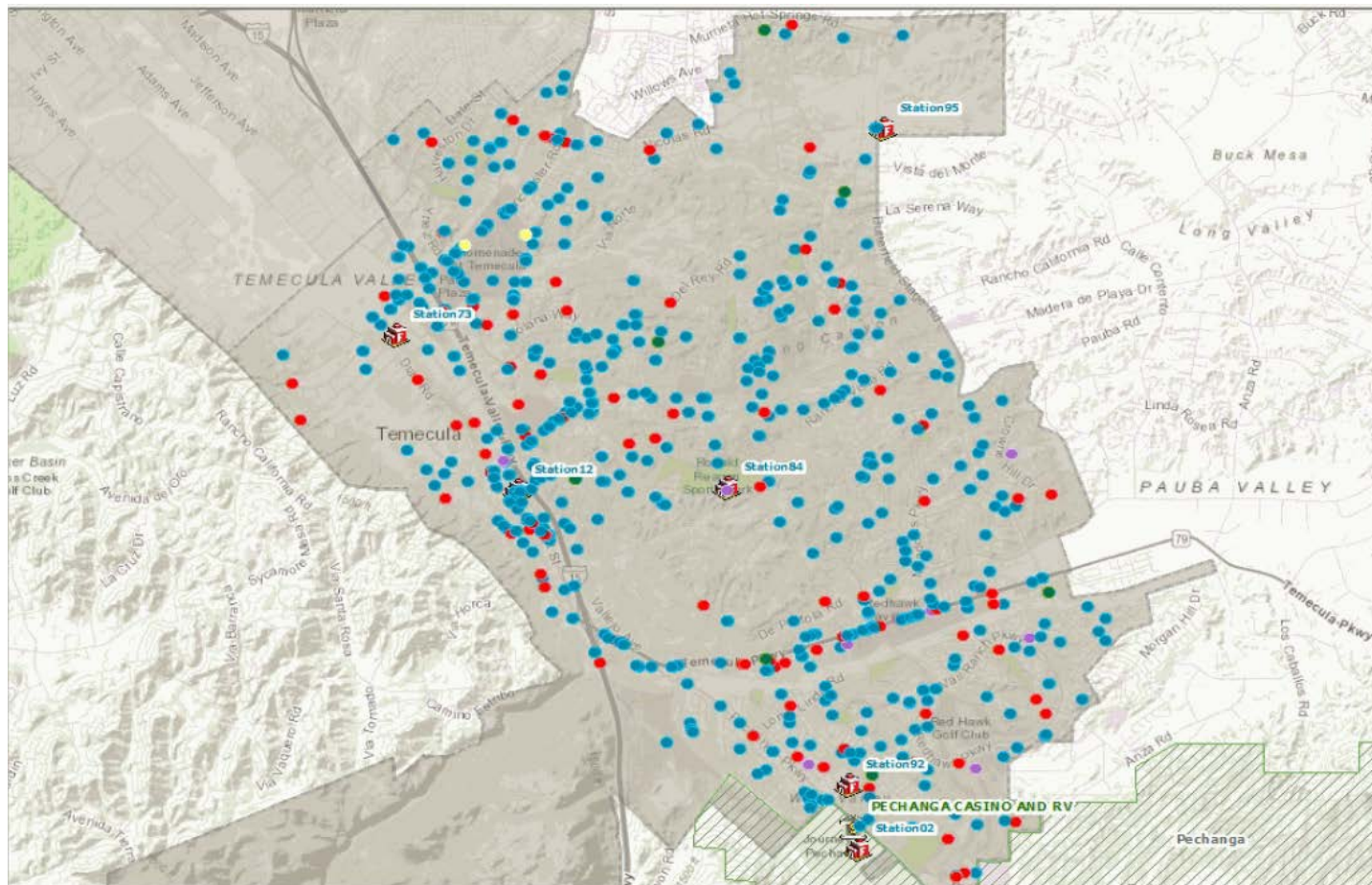


False Alarm	105	12.1%
Haz Mat	2	0.2%
Medical	595	68.6%
Other Fire	2	0.2%
Other Misc	14	1.6%
Public Service Assist	32	3.7%
Rescue	3	0.3%
Ringing Alarm	10	1.2%
Standby	10	1.2%
Traffic Collision	91	10.5%
Vehicle Fire	3	0.3%
Total:	867	100.0%

False Alarm	105
Haz Mat	2
Medical	595
Other Fire	2
Other Misc	14
Public Service Assist	32
Rescue	3
Ringing Alarm	10
Standby	10
Traffic Collision	91
Vehicle Fire	3
<b>Incident Total:</b>	<b>867</b>



# City of Temecula Fire Department Report




Call Comparison for Month and year to date

Month	2018 YTD	2019 YTD
December	764	867
Year Total	9088	9152

## Legend

● Fire	● Medical	▭ Riverside County	🚒 Fire Station
● Hazard	● Other MISC	▨ Reservations	🎰 Casinos
● Haz Mat	● PSA		




# City of Temecula Fire Department Report



## Fire Department Prevention Plan Review and Inspections

Plan Review and Inspections	December	Year to date
Plan Review	294	1146
Construction Inspections	214	2794
Annual Inspections	192	3594
Counter/Public Inquiries	137	1751



# City of Temecula Fire Department Report



## Fire Station Tours and Public Education Programs

Total Number of Events for Reporting Month	Event Type	Total Number of Hours	Number of Public Contacts
4	School Event	4	250
4	Adult Education	4	40
1	Fair/Safety Expo	4	100
8	Station Tour	11	125
1	Display	1	110

## Public Events

- Spark of Love Toy Drive
  - Collected over 4000 toys
  - Helped 237 Families
    - 674 children received toys this year