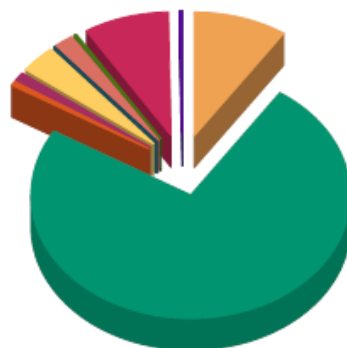


City of Temecula Fire Department Report



Incidents Reported for the month of January 2020 and City of Temecula and Both (Code 2, Alpha, Omega Code 3, Charlie, Delta, Bravo, Echo)



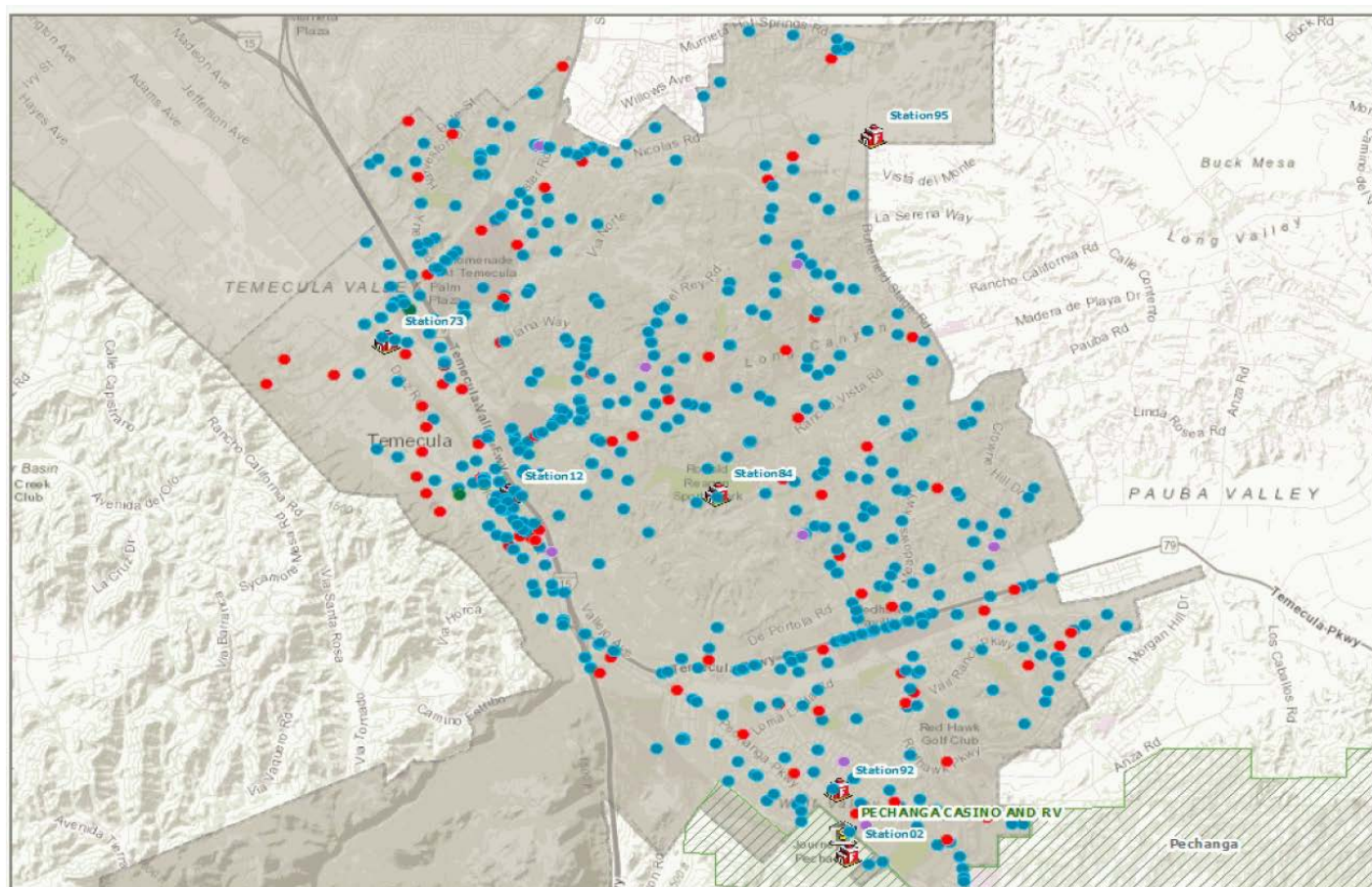
Com Fire	1	0.1%
False Alarm	79	9.4%
Medical	621	74.1%
Other Fire	4	0.5%
Other Misc	10	1.2%
Public Service Assist	30	3.6%
Res Fire	1	0.1%
Ringin Alarm	15	1.8%
Standby	3	0.4%
Traffic Collision	72	8.6%
Vehicle Fire	2	0.2%
Total:	838	100.0%

Com Fire	1
False Alarm	79
Medical	621
Other Fire	4
Other Misc	10
Public Service Assist	30
Res Fire	1
Ringin Alarm	15
Standby	3
Traffic Collision	72
Vehicle Fire	2

Incident Total:	838
-----------------	-----



City of Temecula Fire Department Report




Call Comparison for Month and year to date

Month	2019 YTD	2020 YTD
January	739	838
Year Total	9152	838

Legend

● Fire	● Medical	▭ Riverside County	🚒 Fire Station
● Hazard	● Other Misc	▨ Reservations	🎰 Casinos
● Haz Mat	● PSA		




City of Temecula Fire Department Report



Fire Department Prevention Plan Review and Inspections

Plan Review and Inspections	January	Year to date
Plan Review	274	274
Construction Inspections	214	214
Annual Inspections	217	217
Counter/Public Inquiries	187	187



City of Temecula Fire Department Report



Fire Station Tours and Public Education Programs

Total Number of Events for Reporting Month	Event Type	Total Number of Hours	Number of Public Contacts
2	School Event	3	160
9	Station Tour	21	328
1	Display	1	100