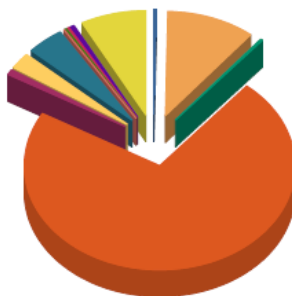


City of Temecula Fire Department Report




Incidents Reported for the month of March 2020 and City of Temecula and Both (Code 2, Alpha, Omega Code 3, Charlie, Delta, Bravo, Echo)

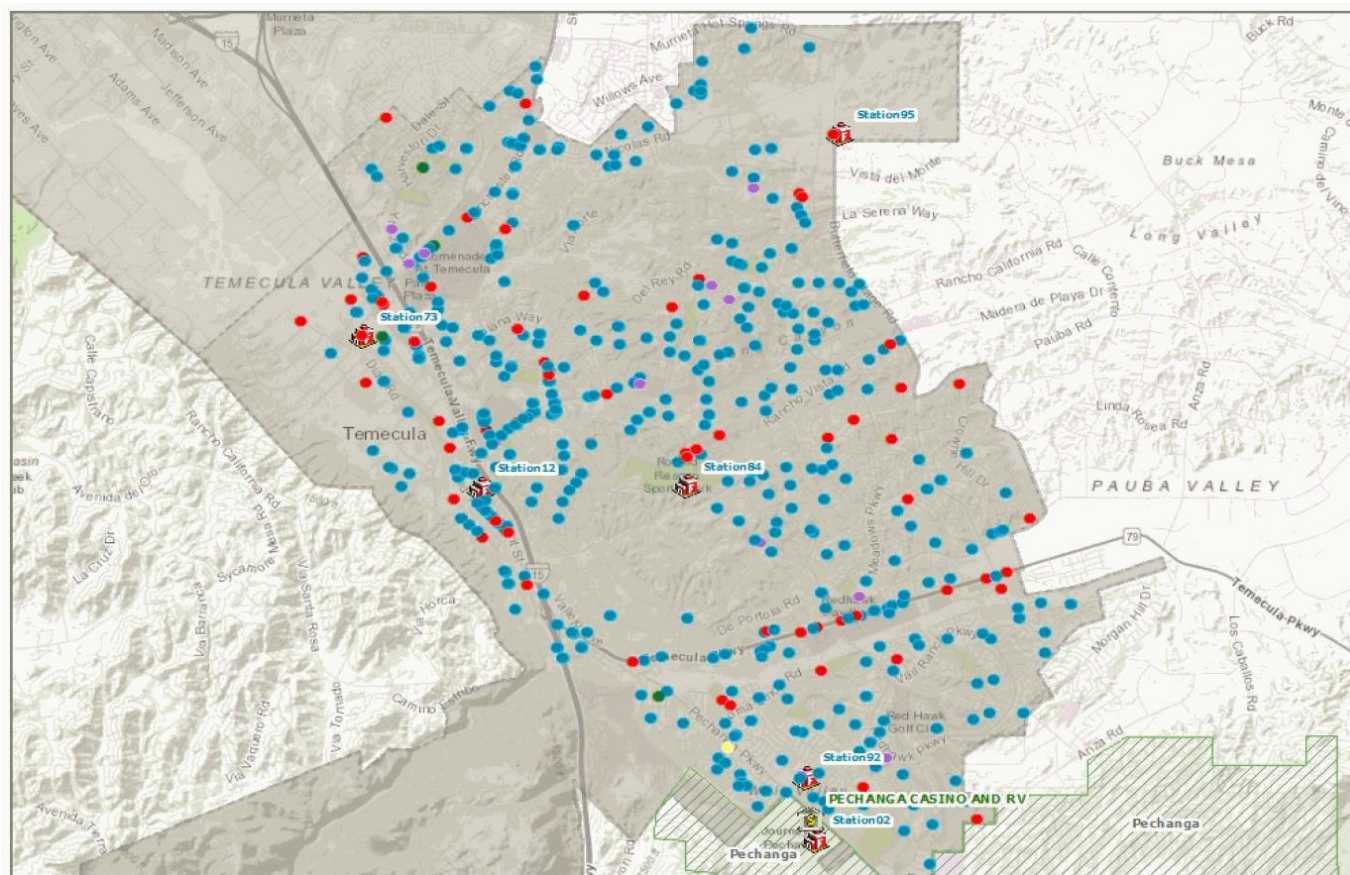


Com Fire	1	0.1%
False Alarm	73	10.8%
Haz Mat	1	0.1%
Medical	489	72.3%
Other Fire	5	0.7%
Other Misc	17	2.5%
Public Service Assist	29	4.3%
Res Fire	1	0.1%
Rescue	1	0.1%
Ring Alarm	3	0.4%
Standby	4	0.6%
Traffic Collision	52	7.7%
Total:	676	100.0%

Com Fire	1
False Alarm	73
Haz Mat	1
Medical	489
Other Fire	5
Other Misc	17
Public Service Assist	29
Res Fire	1
Rescue	1
Ring Alarm	3
Standby	4
Traffic Collision	52
Incident Total:	676



City of Temecula Fire Department Report




Call Comparison for Month and year to date

Month	2019 YTD	2020 YTD
March	693	676
Year Total	2184	2264

Legend

● Fire	● Medical	 Riverside County	 Fire Station
● Hazard	● Other Misc	 Reservations	 Casinos
● Haz Mat	● PSA		




City of Temecula Fire Department Report



Medic Program

Class Comparison for Month and year to date

Month	2019 YTD	2020 YTD
March	48	9
Year Total	189	178




City of Temecula Fire Department Report



Fire Department Prevention Plan Review and Inspections

Plan Review and Inspections	March	Year to date
Plan Review	276	321
Construction Inspections	163	548
Annual Inspections	555	1060
Counter/Public Inquiries	88	436



City of Temecula Fire Department Report



Fire Station Tours and Public Education Programs

Total Number of Events for Reporting Month	Event Type	Total Number of Hours	Number of Public Contacts
1	School Event	2	70
3	Station Tour	3	26
1	Adult Educations	1.5	6