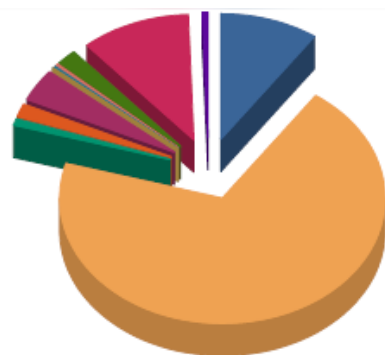


City of Temecula Fire Department Report




Incidents Reported for the month of February 2020 and City of Temecula and Both (Code 2, Alpha, Omega Code 3, Charlie, Delta, Bravo, Echo)

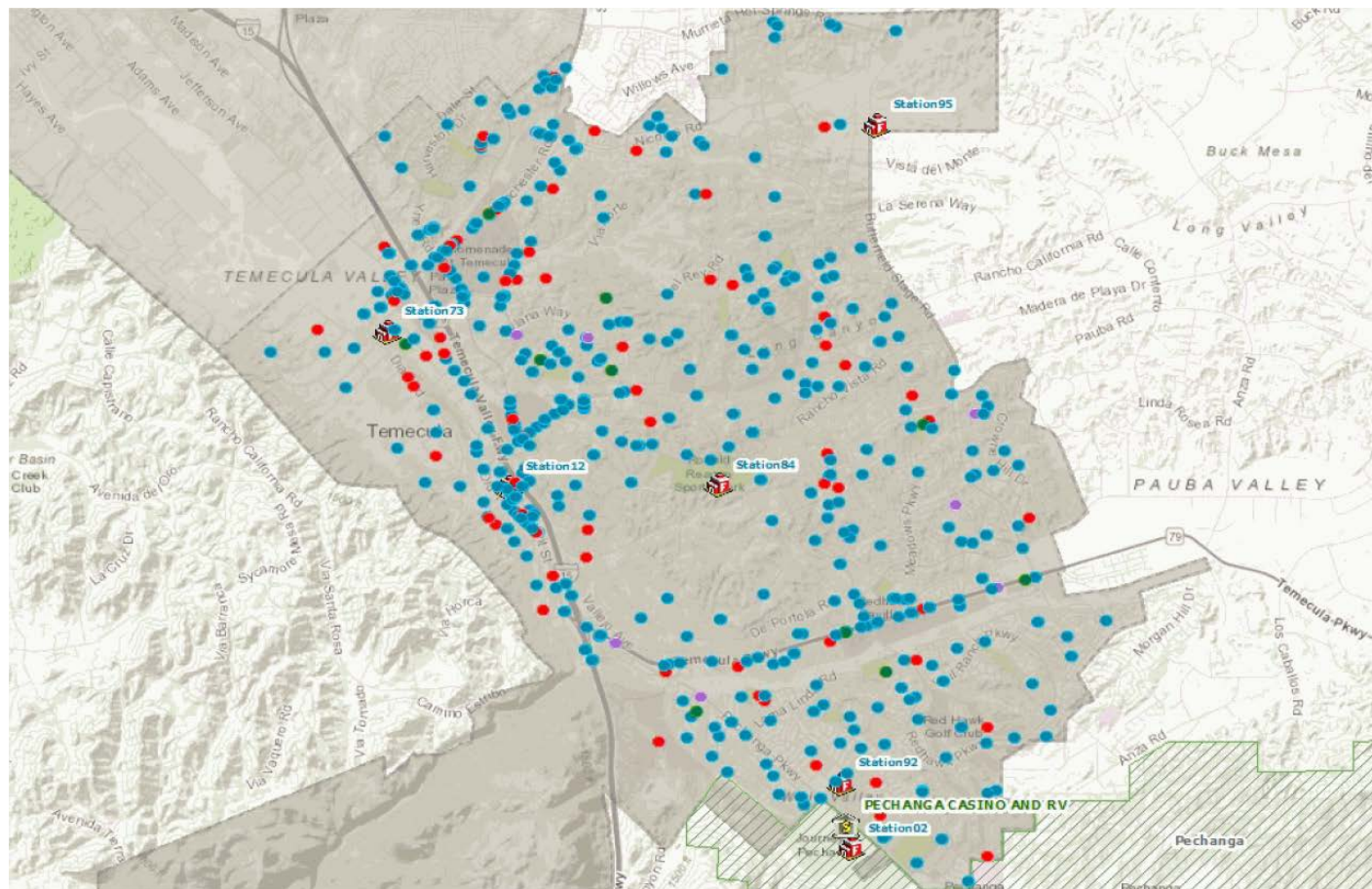


False Alarm	73	9.7%
Medical	522	69.6%
Other Fire	7	0.9%
Other Misc	12	1.6%
Public Service Assist	31	4.1%
Res Fire	1	0.1%
Rescue	2	0.3%
Ringing Alarm	3	0.4%
Standby	13	1.7%
Traffic Collision	82	10.9%
Vehicle Fire	4	0.5%
Total:	750	100.0%

False Alarm	73
Medical	522
Other Fire	7
Other Misc	12
Public Service Assist	31
Res Fire	1
Rescue	2
Ringing Alarm	3
Standby	13
Traffic Collision	82
Vehicle Fire	4
Incident Total:	750



City of Temecula Fire Department Report




Call Comparison for Month and year to date

Month	2019 YTD	2020 YTD
February	739	750
Year Total	9152	1588

Legend

● Fire	● Medical	▭ Riverside County	🚒 Fire Station
● Hazard	● Other MISC	▨ Reservations	🎰 Casinos
● Haz Mat	● PSA		



City of Temecula Fire Department Report




Medic Program

Class Comparison for Month and year to date

Month	2019 YTD	2020 YTD
February	43	90
Year Total	767	169

Teen CERT Class was held at the end of the month, the class was completely full.




City of Temecula Fire Department Report



Fire Department Prevention Plan Review and Inspections

Plan Review and Inspections	February	Year to date
Plan Review	327	601
Construction Inspections	171	385
Annual Inspections	288	505
Counter/Public Inquiries	161	348



City of Temecula Fire Department Report



Fire Station Tours and Public Education Programs

Total Number of Events for Reporting Month	Event Type	Total Number of Hours	Number of Public Contacts
3	School Event	4	340
18	Station Tour	11	218
1	Display	1	50