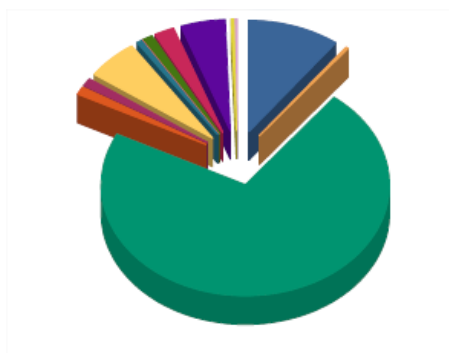


City of Temecula Fire Department Report




Incidents Reported for the month of April 2020 and City of Temecula and Both (Code 2, Alpha, Omega Code 3, Charlie, Delta, Bravo, Echo)



False Alarm	60	10.3%
Haz Mat	1	0.2%
Medical	417	71.9%
Other Fire	7	1.2%
Other Misc	7	1.2%
Public Service Assist	33	5.7%
Res Fire	3	0.5%
Rescue	1	0.2%
Ringing Alarm	6	1.0%
Standby	12	2.1%
Traffic Collision	29	5.0%
Vehicle Fire	2	0.3%
Wildland Fire	2	0.3%
Total:	580	100.0%

False Alarm	60
Haz Mat	1
Medical	417
Other Fire	7
Other Misc	7
Public Service Assist	33
Res Fire	3
Rescue	1
Ringing Alarm	6
Standby	12
Traffic Collision	29
Vehicle Fire	2
Wildland Fire	2
Incident Total:	580



City of Temecula Fire Department Report

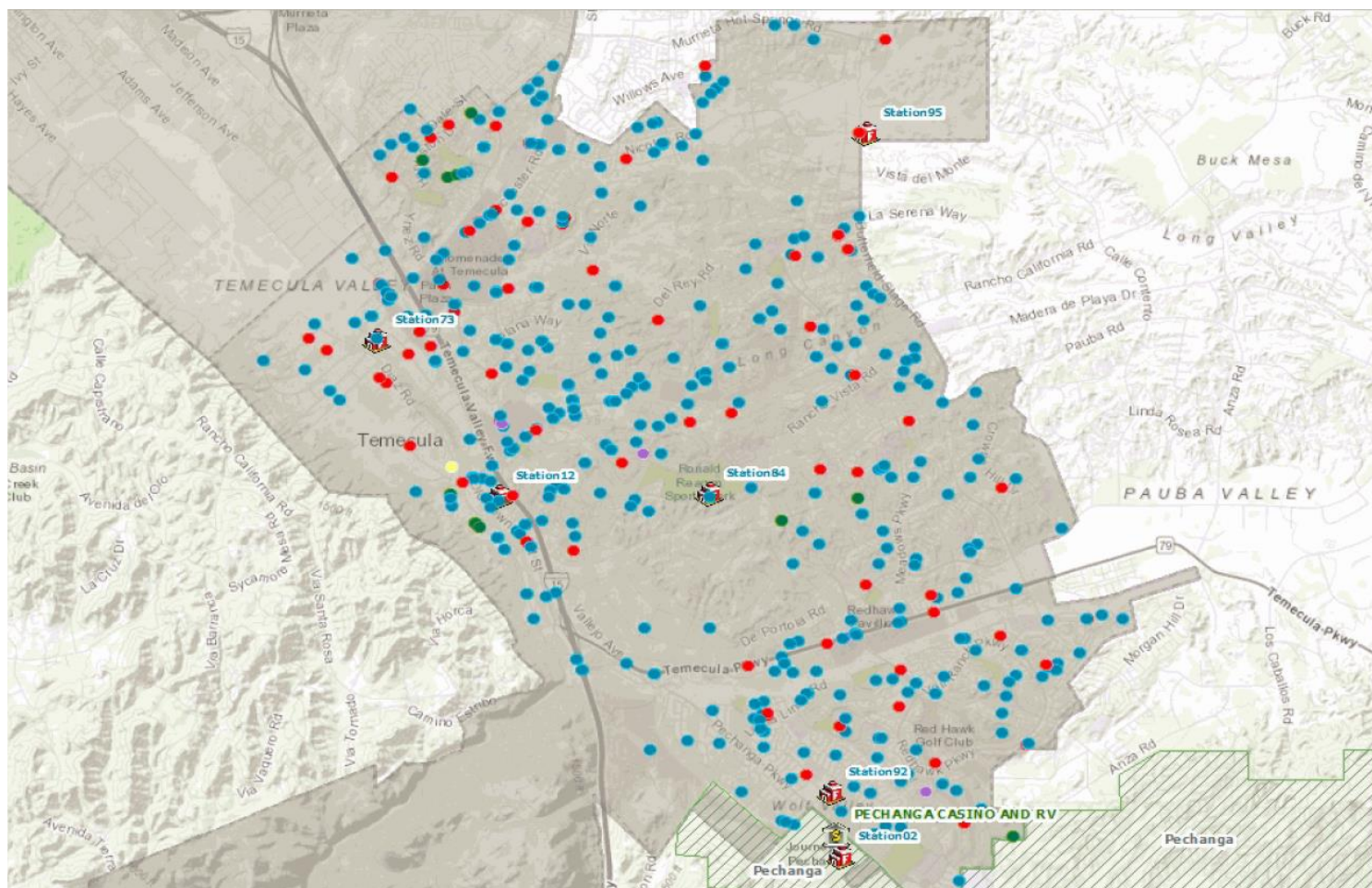



Call Comparison for Month and year to date

Month	2019 YTD	2020 YTD
April	741	580
Year Total	2925	2844

Legend

● Fire	● Medical	▭ Riverside County	🚒 Fire Station
● Hazard	● Other Misc	▨ Reservations	🎰 Casinos
● Haz Mat	● PSA		






City of Temecula Fire Department Report



Fire Department Prevention Plan Review and Inspections

Plan Review and Inspections	April	Year to date
Plan Review	176	1053
Construction Inspections	84	632
Annual Inspections	742	1802
Counter/Public Inquiries	0	436



City of Temecula Fire Department Report

