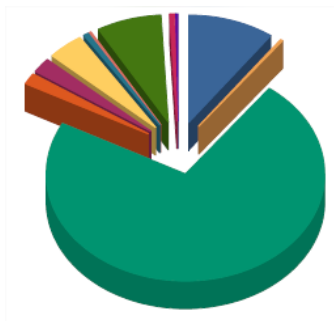



City of Temecula Fire Department Report

Incidents Reported for the month of June 2020 and City of Temecula and Both (Code 2, Alpha, Omega Code 3, Charlie, Delta, Bravo, Echo)



False Alarm	70	10.0%
Haz Mat	2	0.3%
Medical	508	72.6%
Other Fire	12	1.7%
Other Misc	15	2.1%
Public Service Assist	29	4.1%
Ringling Alarm	4	0.6%
Standby	2	0.3%
Traffic Collision	52	7.4%
Vehicle Fire	4	0.6%
Wildland Fire	2	0.3%
Total:	700	100.0%

False Alarm	70
Haz Mat	2
Medical	508
Other Fire	12
Other Misc	15
Public Service Assist	29
Ringling Alarm	4
Standby	2
Traffic Collision	52
Vehicle Fire	4
Wildland Fire	2
Incident Total:	700

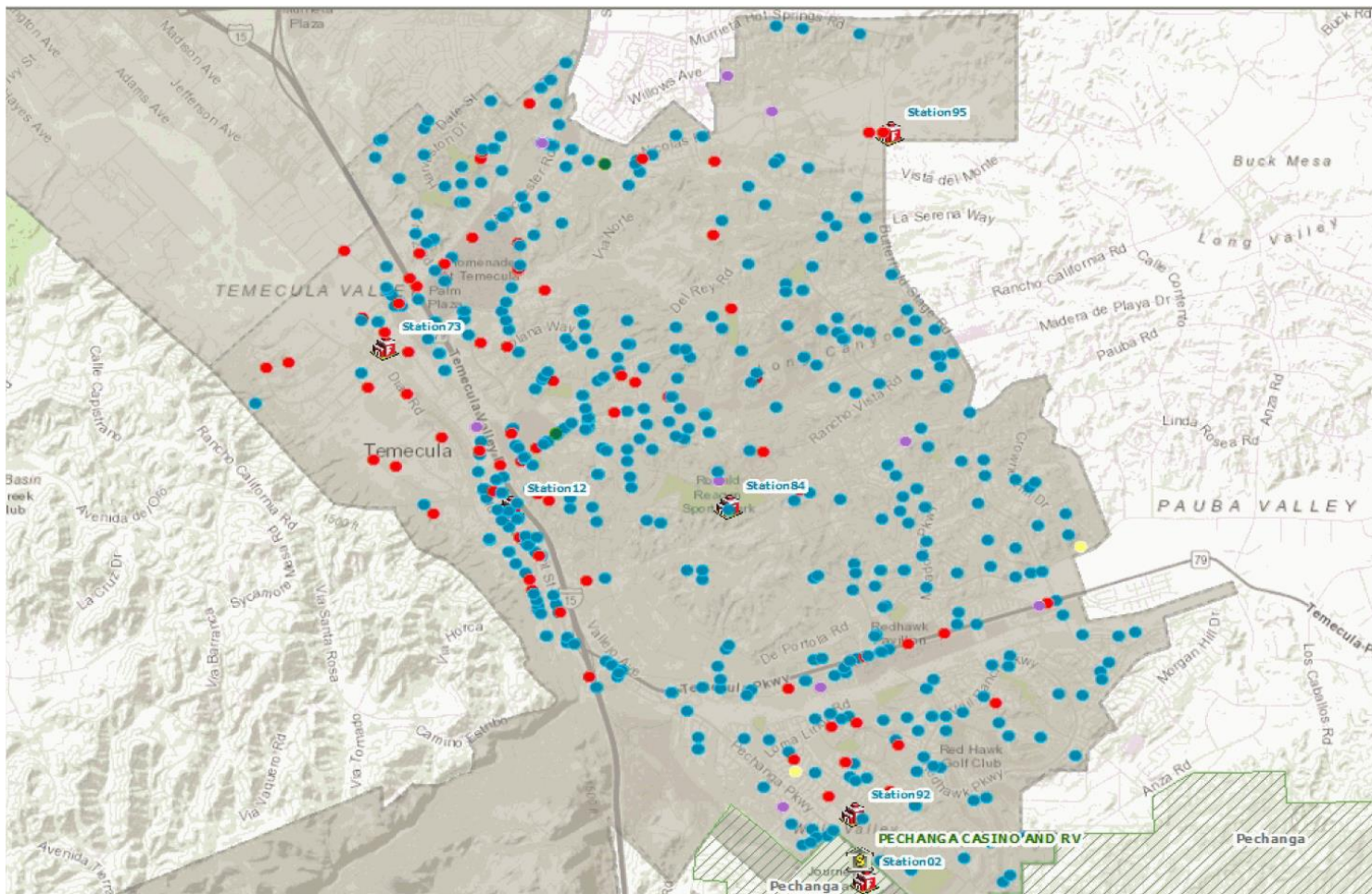


City of Temecula Fire Department Report




Call Comparison for Month and year to date

Month	2019 YTD	2020 YTD
June	761	700
Year Total	4463	4142



Legend

● Fire	● Medical	 Riverside County	 Fire Station
● Hazard	● Other Misc	 Reservations	 Casinos
● Haz Mat	● PSA		




City of Temecula Fire Department Report



Fire Department Prevention Plan Review and Inspections

Plan Review and Inspections	June	Year to date
Plan Review	308	1575
Construction Inspections	207	980
Annual Inspections	573	2806
Counter/Public Inquiries	27	463



City of Temecula Fire Department Report



SEEK TIC

High Resolution Thermal Imaging Cameras Compact and attaches to firefighter gear

Purchased

- AMR Fine Money
- 1 TIC Per Seat Per Equipment

Benefits

- Life Saving
 - Search and Rescue
 - Fire
 - Traffic Collisions
 - Reduce time frame for fire victims
- Situational awareness
 - Adds Safety to all emergency operations in Temecula

