


City of Temecula Southwest Station Traffic Report

Temecula Traffic Incidents, Activities and Events Report for the month of November 2020






City of Temecula Southwest Station Traffic Report

Total Hazardous Citations	1056
Total Non-Hazardous Citations	164
(Seatbelt cites included)	23
(Cell phone cites included)	153
Parking Citations	204
Total Citations Issued	1424
Written Warnings Issued	674

City Funded Targeted Enforcement

(S.L.A.P. Cite included)	219
(Commercial Enforcement Cites included)	18




City of Temecula Southwest Station Traffic Report

D.U.I. Arrests	29
D.U.I. Arrests YTD	259
D.U.I. Previous Year	444


OTS/City Funded Special Operations

DUI Checkpoints	0
Know Your Limit Campaign	0
DUI Sweep	0
Targeted Traffic Enforcement Saturation	0



City of Temecula Southwest Station Traffic Report


2020 – Citations / Incidents	Sep	Oct	Nov	3 Month Total
Citations Issued for Hazardous Violations (Moving Viol.)	867	788	1056	2711
Non-Hazardous Citations	146	145	164	455
“Click It or Ticket” and/or Seatbelt Violations	34	34	23	91
Distracted Driver (Cell Phone Use)	89	123	153	365
Parking Citations	72	157	204	433
Written Warning Citations	620	494	674	1788
Stop Light Abuse / Intersection Program (SLAP) Red Light	222	148	219	589
Commercial Enforcement Cites	20	21	18	59
Injury Collisions	19	28	24	71
DUI Arrests	22	23	29	74



City of Temecula Southwest Station Traffic Report

Commission Members City of Temecula Public/Traffic Safety Traffic Division Activities/Events

Community Action Patrol supported call-outs:	None
CAP Meetings:	(1) November 2020
Community Action Patrol activity / patrol hours:	220 hours
November Activity Hours: 633 / year-to-date: 2471	
November Patrol Hours: 220 / year-to-date: 1598	
There were (10) CAP patrols with (11) members participating	
Training: 01 CAP members training hours = 17.25 hours / Reserve members training hours= 5 hours	
Meetings: 17 CAP/Posse/Station/Reserve members participated in meetings = 23 hours	
Posse Meetings/Activities = 00	
Special Events CAP Participated In: None	
Various T/C's Assistance: 12	
Volunteer Administration Hours: 94.5	
Reserve officer hours (Patrol): 8	
Total July Volunteer hours: 591.25	YTD is 4600.25




City of Temecula Southwest Station Traffic Report (October 2020)

FBI Jurisdiction	Violent Crime	Homicide	Rape	Robbery	Aggravated Assault	Property Crime	Burglary	Vehicle Theft	Larceny-Theft	Arson	Total Pt 1 Crimes
Contract Cities											
Temecula	16	0	1	4	11	214	35	27	152	0	231
Southwest	6	1	0	1	4	55	7	2	46	0	61

Violent Crime = homicide, forcible rape, robbery, aggravated assault totals combined

Property Crime = burglary, vehicle theft, larceny-theft totals combined


Cabazon - combines unincorporated Cabazon (B) area with unincorporated Morongo (MG) area



City of Temecula Southwest Station Traffic Report

Temecula Traffic Incidents, Activities and Events Report for the month of December 2020






City of Temecula Southwest Station Traffic Report

Total Hazardous Citations	911
Total Non-Hazardous Citations	211
(Seatbelt cites included)	28
(Cell phone cites included)	173
Parking Citations	177
Total Citations Issued	1299
Written Warnings Issued	539

City Funded Targeted Enforcement

(S.L.A.P. Cite included)	92
(Commercial Enforcement Cites included)	36




City of Temecula Southwest Station Traffic Report

D.U.I. Arrests	24
D.U.I. Arrests YTD	283
D.U.I. Previous Year	444


OTS/City Funded Special Operations

DUI Checkpoints	1
Know Your Limit Campaign	0
DUI Sweep	0
Targeted Traffic Enforcement Saturation	0



City of Temecula Southwest Station Traffic Report


2020 – Citations / Incidents	Oct	Nov	Dec	3 Month Total
Citations Issued for Hazardous Violations (Moving Viol.)	788	1056	911	2755
Non-Hazardous Citations	145	164	211	520
“Click It or Ticket” and/or Seatbelt Violations	34	23	28	85
Distracted Driver (Cell Phone Use)	123	153	173	449
Parking Citations	157	204	177	538
Written Warning Citations	494	674	539	1707
Stop Light Abuse / Intersection Program (SLAP) Red Light	148	219	92	459
Commercial Enforcement Cites	21	18	36	75
Injury Collisions	28	24	27	79
DUI Arrests	23	29	24	76



City of Temecula Southwest Station Traffic Report

Commission Members City of Temecula Public/Traffic Safety Traffic Division Activities/Events

Community Action Patrol supported call-outs:	None
CAP Meetings:	(0) December 2020
Community Action Patrol activity / patrol hours:	111.50 hours
December Activity Hours: 368 / year-to-date: 2283	
December Patrol Hours: 111.50 / year-to-date: 1709.5	
There were (11) CAP patrols with (10) members participating	
Training: 01 CAP members training hours = 2.0 hours / Reserve members training hours= 10 hours	
Meetings: 17 CAP/Posse/Station/Reserve members participated in meetings = 33.50 hours	
Posse Meetings/Activities = 00	
Special Events CAP Participated In: (4) Here comes Santa Claus Escort, (5) DUI checkpoint	
Various T/C's Assistance: 2	
Volunteer Administration Hours: 33.50	
Reserve officer hours (Patrol): 0	
Total December Volunteer hours: 467	YTD is 5706.1



City of Temecula Southwest Station Traffic Report (November 2020)

FBI Jurisdiction	Violent Crime	Homicide	Rape	Robbery	Aggravated Assault	Property Crime	Burglary	Vehicle Theft	Larceny-Theft	Arson	Total Pt 1 Crimes
Contract Cities											
Temecula	9	0	0	5	4	180	24	34	122	0	189
Southwest	8	0	1	0	7	72	4	12	56	0	80

Violent Crime = homicide, forcible rape, robbery, aggravated assault totals combined

Property Crime = burglary, vehicle theft, larceny-theft totals combined

Cabazon - combines unincorporated Cabazon (B) area with unincorporated Morongo (MG) area